

AIR MARKET UPDATE



CURRENT STATE

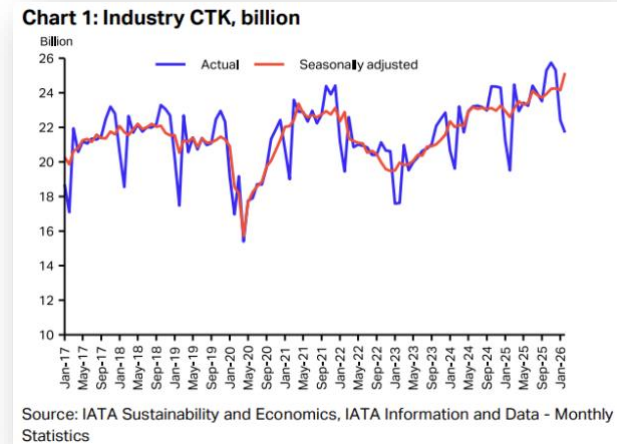
Global Air Cargo Demand Momentum: in February 2026 sustained momentum and accelerated, rising 11.2% YoY. Regional trends diverged: Africa led with a 21.0% increase, while the Americas rebounded. Asia Pacific and the Middle East remained the primary growth drivers.

Regional Performance Divergence: International cargo volumes expanded 11.6% YoY. Africa led with 21.1% growth, followed by the Middle East at 16.6% and Asia Pacific at 12.5%. Major corridors sustained broad-based expansion.

Capacity & Load Factors: Industry capacity, measured by ACTK, rose 8.5% YoY. Asia Pacific and Middle East led in scale. The industry cargo load factor (CLF) increased to 46.0%, up 1.1 ppt YoY. Latin America and Caribbean saw a slight decline of 1.3 ppt.

Fuel & Yield Trends: Energy costs eased YoY but remained volatile. Brent averaged USD 71.2 per barrel, up 6.6% MoM and down 5.3% YoY. Jet fuel rose 6.0% MoM and 1.2% YoY, driven by sanctions and refinery outages. Cargo yields rose 6.6% YoY, the first increase in 11 months.

Chart 1 – Industry CTK (in billion)



Source: IATA Sustainability and Economics, IATA Information and Data - Monthly Statistics

JET FUEL DEVELOPMENTS

Fuel Prices & Cargo Yields:

Fuel

- **Brent oil:** USD 71.2/barrel
- **Jet fuel:** USD 95.7/barrel - Jet fuel increased **6% month-to-month**

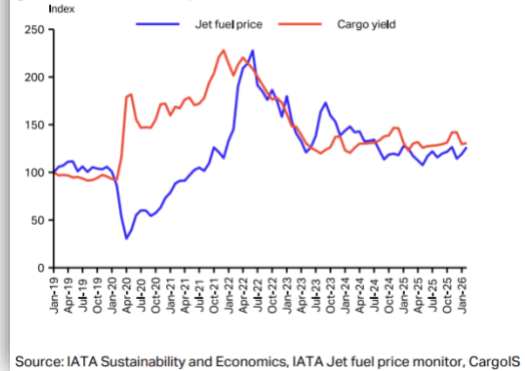
Drivers:

- refinery outages
- geopolitical tensions
- sanctions affecting supply.

Cargo Yields

- **Air cargo yields increased 6.6% YoY.** First yield increase in 11 months.

Chart 8: Jet fuel price and air cargo yield (with surcharges), global index, January 2019 = 100



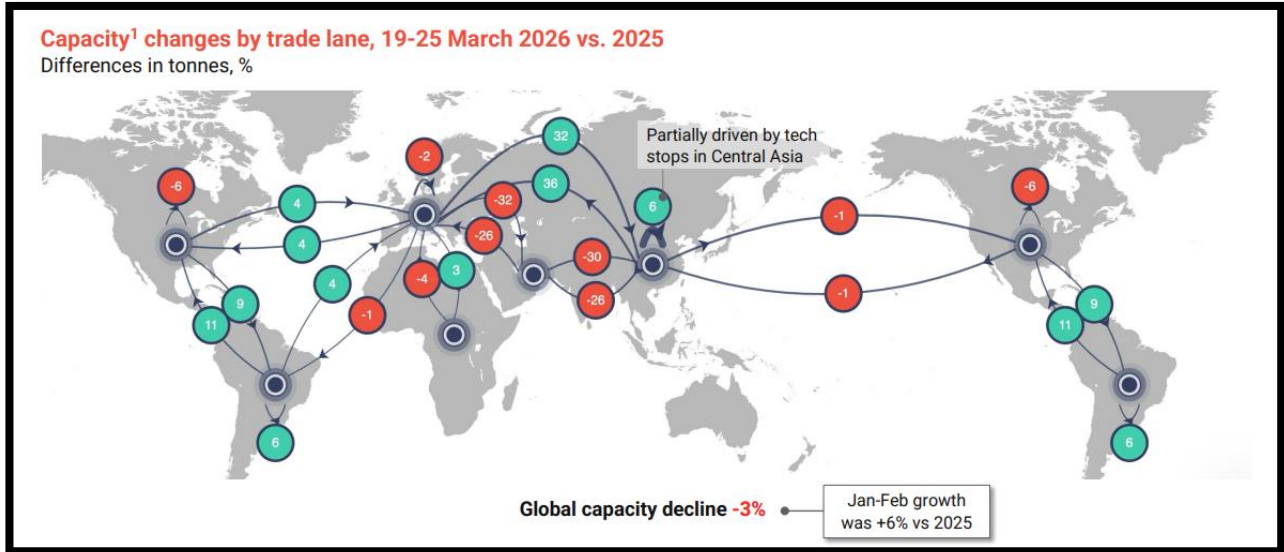
Source: IATA Sustainability and Economics, IATA Jet fuel price monitor, CargoIS

DEMAND & CAPACITY

	AMERICAS	LATAM	EMEA	INDIA	N. ASIA	S. ASIA
AMERICAS	●	●	●	●	●	●
LATAM	●	●	●	●	●	●
EMEA	●	●	●	●	●	●
INDIA	●	●	●	●	●	●
N. ASIA	●	●	●	●	●	●
S. ASIA	●	●	●	●	●	●

- Demand exceeded capacity available. Rates increased.
- Demand higher and or capacity is limited. Rates increasing
- Both demand & capacity are at normal levels.

AIR CARGO CAPACITY GROWTH (last 12 months):



MARKET HIGHLIGHTS

- Regional Market Performance

- Fastest Growing Regions:
 - Africa: +21.0% YoY (fastest growth)
 - Middle East: +16.5% YoY
 - Asia Pacific: +13.6% YoY.
- Moderate Growth:
 - North America: +9.4%
 - Europe: +6.9%.
- Weakest Region:
 - Latin America & Caribbean: +0.7% YoY demand growth

Key Trade Lanes Trends - Major international cargo corridors remained strong:

- Middle East → Asia: +24.0% YoY
- Europe → Asia: +13.1% YoY
- Asia → North America: +9.1% YoY
- Europe → North America: +5.7% YoY
- Africa → Asia: +61.9% YoY (rapid recovery)

- Strategic Market Interpretation:

- Positive Signals
 - Strong Asia-related export flows
 - Improving manufacturing activity
 - Yields rising again
 - Load factors improving despite capacity growth
- Risks
 - Fuel volatility
 - Middle East geopolitical disruptions
 - Uneven regional performance (Latin America weaker)